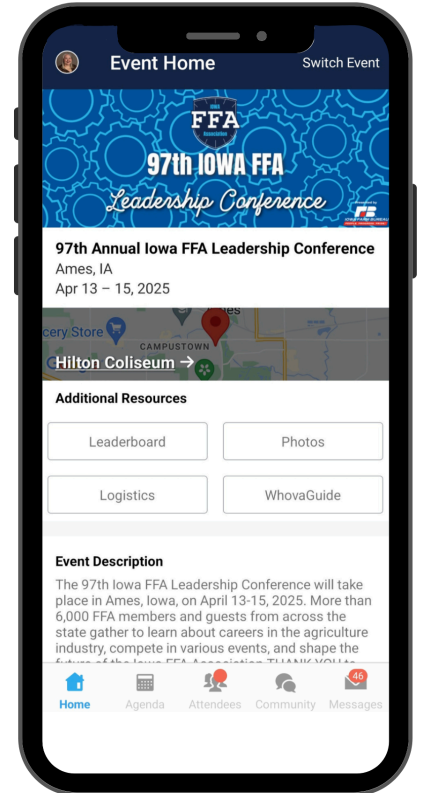


How to Download the Whova App

The Whova event app is free for event attendees. To download the app, please follow the steps below:

- Open up the Apple Store or Google Play on your mobile device, and search for “Whova.”

When you have found Whova, tap to download and install the Whova app.



How to Sign In

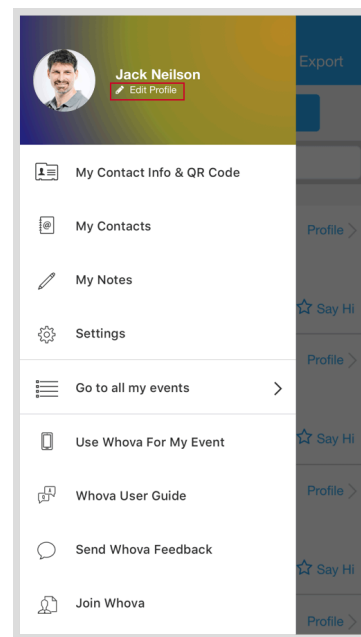
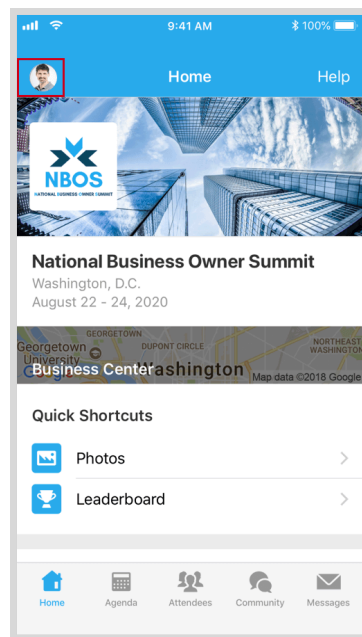
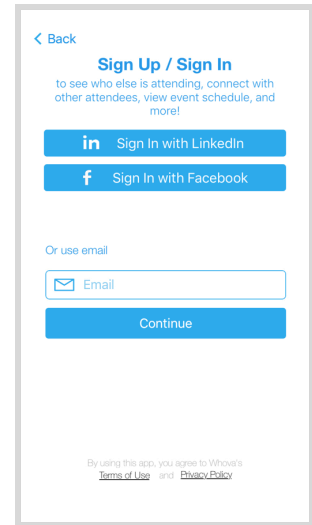
1. Sign-in options

- Enter the email address you used for event registration
- Or, use your social media account

2. Create a password and type in your name.

3. Profile editing

Other attendees will see this and network with you, so make it look good. You can edit it later; click your profile picture (or a default headshot image) at the top-left corner of the event “Home.”



4. Access your event

Search for it as “**98th Annual Iowa FFA Leadership Conference.**” Then, click the join button on the bottom of the event description page and enter the **event invitation code**:

IowaFFA2026

IMPORTANT: DO NOT share this invitation code outside of the FFA organization!

How to Use the Whova App

1. Agenda

- **Session Search**

Whova lists all the sessions on each event day, You can search an individual session by keywords, including a session title, room, and speaker name.

- **Personal Schedule in “My Agenda”**

The session includes all the details like an overview, handouts, speaker profiles, etc. You can add the session to your own personal agenda and set a reminder. All the sessions you saved are on My Agenda.

- **Participating in sessions through the app**

You can click Like, ask questions, leave comments, and rate the session during each session. You can take down your personal notes, too.

2. Attendees

- **Plan Your Networking**

With a bit of planning, you can make many valuable connections. Explore who else is attending the event. You can search by keywords, including company name or title. You can click attendees in the list, and see their professional profiles. You can take a note or request contact information.

- **Recommended Connections for You**

Click the **Recommended** tab on the top of the Attendees list to find Whova’s recommendations about people you may be interested in networking with. Click on each item to see attendees who came from the same city or have the same affiliations, educational backgrounds, or interests as you.

Make sure that your profile has enough information to match with other attendees. To edit your profile, click the pen icon in your profile preview.

- **Say-Hi, In-app Messaging, and Private Group Chat**

You can see the professional background information of fellow attendees and say “Hi” with a click.

Or, start chatting through private in-app messages. By clicking the button on the top of the page, you can invite more people to join the conversation. Just convert it to a private group chat.

3. Community Board

Create conversational topics and interact with others even before your event. You can plan social activities and gatherings with fellow attendees, ask organizers or attendees any questions, break the ice by selecting and answering fun questions, share a ride, explore job opportunities, and do much more.

Depending on your interests, you can enable notifications from certain topics on the Community Board. At the top-right corner of the Community Board, click the vertical dots (settings) and find “Notification Settings.”

Alternatively, you can find the app “Settings” on the left-side slide menu (open it by clicking your profile picture or the default headshot image at the top-left corner of the event “Home”).

4. Join the exhibitor passport contest

Whova’s passport contest is a fun way to learn more about the many exhibitors at your event while also entering for the chance to win a prize from your organizers.

- Click “Passport” on the Home Page of the Resources section of the app to find the contest.
- Earn one digital “stamp” by entering, liking, and messaging vendors in the digital exhibitor booths.
- You can enter the booths on the passport contest page or through the digital exhibitor hall.
- Whova automatically keeps track of how many stamps you have earned, so you can easily keep track of your progress on the contest page.

Learn more about how to participate in the Whova app [here](#).

Whova Questions? Whova Concerns?

Contact your event organizers at techsupport@wiredproductiongroup.com for assistance accessing the Whova app or webpage, or stop by the Convention Office and ask for Nicole. Thank you!

